



Haipaida(IOS Version)Installation Guide

This simple guide will help you complete the setup in just a few steps and enjoy a secure, fast, and reliable connection.

Step 1: Install Shadowrocket

iPhone / iPad

Shadowrocket is a third-party application. Availability may vary by App Store region.

Please contact us if you require assistance before installation.

View on App Store

Setup Notes



Installation Steps

Visit our website

Open: <https://haipaida.com> Navigate to the bottom and tap Line Delivery Center.

Open App Store

Tap the "View on App Store" button and you will be redirected to the App Store download page.



Apple ID

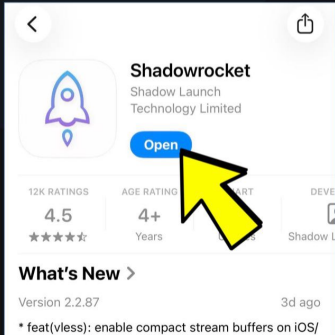
Shadowrocket is only available in certain regions. If you can't find it in the App Store, try switching your Apple ID to a supported region(US).



Need help?

If you encounter any issues during installation, please contact our support team and we will be happy to assist you.

Step 2: Install and Open the App



1. On the App Store Page

Shadowrocket app will appear on the App Store page for you to download.



2. Tap "Get" to Install

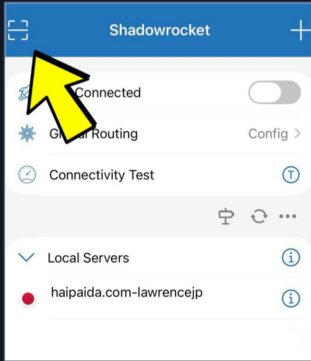
First-time installation: tap "Get" and download.
Already installed: tap "Open" to launch the app directly.



3. Launch Shadowrocket

Once Installation is complete, tap Open.
The app will be ready to use after startup.

Step 3: Import Configuration via QR Code



1. Open the App

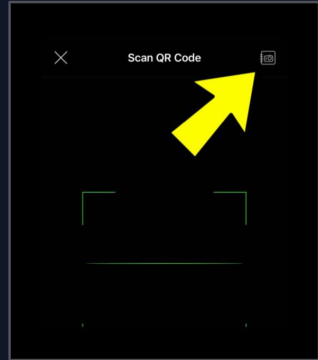
Launch Shadowrocket and enter the main interface.

2. Open the Scanner

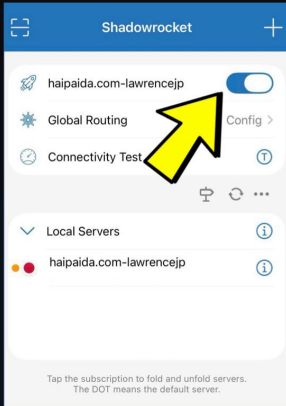
Tap the scan icon in the upper-left corner to enter the QR code scanning screen.

3. Import QR Code

Tap the upper-right corner to import the QR code stored on your iOS device.



Step 4: Establish Connection



Check Server Information

After the configuration is imported, the server information will be displayed automatically in the app.



Toggle the Connection Switch

Tap the switch beside the server name once to start the connection.



Confirm Successful Connection

When the switch turns blue, the connection has been established successfully and your device is securely connected to the server.

Connection Successful

Enjoy secure and unrestricted internet access with Haipaida.



Secure Encryption



Fast Experience



Reliable Stability